

M800

UniMailer™ SLIDE MAILER

Made of high impact polystyrene

For many years now, noticeable improvements on the design of slide mailers have been scarce. Following many suggestions from users in the lab field, Simport is now proud to come out with the UniMailer™, a truly versatile new model which can easily be used for handling and shipping one or as many slides as needed, while having to keep only one model in inventory.

The UniMailer™ is a one-slide tray allowing the use of as many as necessary according to the number of slides to be mailed. Not only do they fit snugly on top of each other but they are also secured by an innovative locking mechanism. You may also want to insert a tamperproof tie or attach an ID label.

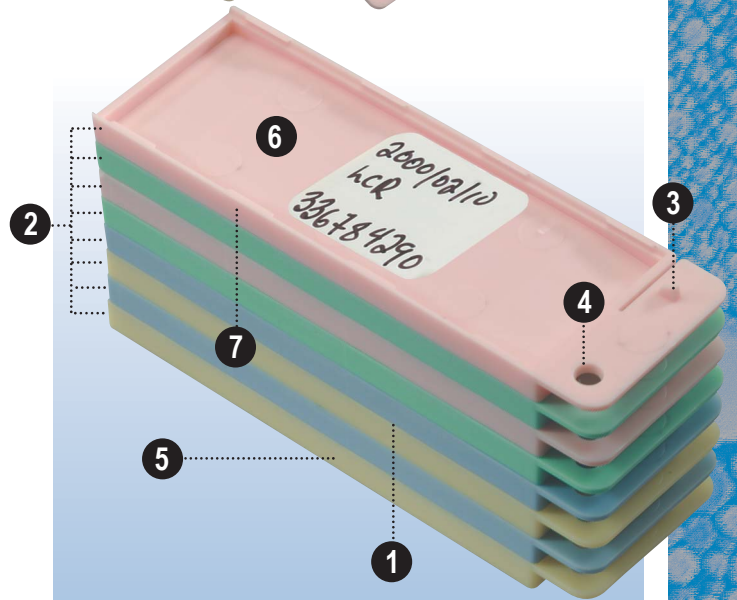
Designed to accommodate 25 x 75 mm and 1 x 3 in. slides with or without cover glasses, they can also be used to provide safe storage for those valuable slides you want to protect. It provides for multiple reuse or single use disposability.

Each tray allows placing the slide in a horizontal position for full visibility. Slides can easily be inserted with an exact fit to avoid any breaking during transport. When pressed on either side while in the UniMailer™, they will pop-up for easy removal.

Identification can be made on three sides or on top. Made of an almost unbreakable plastic, they are available in many popular pastel colors for easy identification. Packed in bag of fifty slide mailers. Will resist temperatures between -80 °C and +80 °C.

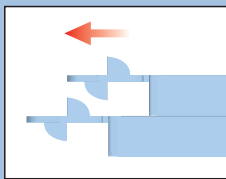
Dimensions: 89 x 29 x 6 mm H. (3 1/2 x 1 1/8 x 1/4 in. H.)

Cat. #	Color	Qty/Cs
M800-100B	Blue	200
M800-100G	Green	200
M800-100P	Pink	200
M800-100W	White	200
M800-100Y	Yellow	200

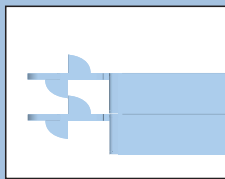


- 1 Slides fit exactly to avoid any vibrations and breaking during transport.
- 2 Ship as many slides as needed, using only one type of slide mailer.
- 3 A special locking tab keeps UniMailer™ slide mailers securely in place.
- 4 Through holes, you can attach ID label or tamperproof tie.
- 5 Four writing surfaces for proper slide identification.
- 6 Strong plastic ensures rigidity and avoids any slide breakage.
- 7 Great for accessing one slide at a time while other slides are being kept well protected.

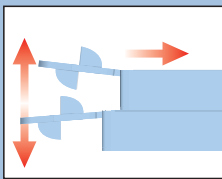
Not only do UniMailer™ slide mailers fit snugly on top of each other but are secured by an innovative locking mechanism.



To close, slide upper UniMailer™ forward until locking pins are engaged.




Locking mechanism is now in place.



To open, insert finger between two locking tabs and slide back upper UniMailer™.

The UniMailer™ is easy to use



Identify content by writing on sides.



Place slide in tray.



Place another tray on top and slide forward until a click is heard.



If desired, you can attach a tamperproof tie.



To open, slightly lift front tab to disconnect lock and slide back upper UniMailer™.



Press on slide to lift and remove.